

DATE -

Bifold CF68 SURVEY

This is NOT a STRUCTURAL SURVEY and will not highlight any structural defects in the building.

| | | | | | |
|------------|----------------------|---------------|----------------------|------------------|----------------------|
| JOB NUMBER | <input type="text"/> | CUSTOMER NAME | <input type="text"/> | PERSON'S PRESENT | <input type="text"/> |
|------------|----------------------|---------------|----------------------|------------------|----------------------|

| | | | | | | | |
|---------|----------------------|----------|------------------|----------|----------------------|------------|----------------------|
| ITEM No | <input type="text"/> | POSITION | REFER TO PICTURE | KIT FORM | <input type="text"/> | BUILD TYPE | <input type="text"/> |
|---------|----------------------|----------|------------------|----------|----------------------|------------|----------------------|

ACCESS/SAFETY/Lifting PLEASE COMPLETE SEPERATE DOCUMENT

| | | | | | | | |
|-------------|----------------------|------------|----------------------|----------------------------------|----------------------|---------------|----------------------|
| SIDE FIXING | <input type="text"/> | TOP FIXING | <input type="text"/> | FRAME DISTANCE FROM OUTSIDE EDGE | <input type="text"/> | BOTTOM FIXING | <input type="text"/> |
|-------------|----------------------|------------|----------------------|----------------------------------|----------------------|---------------|----------------------|

.51 WH 9005 BL 7016 GR OTHER

| | | | | | | | | |
|-------------|----------------------|--------------|----------------------|----------------------|----------------------|----------------------|-------------|----------------------|
| SYSTEM TYPE | <input type="text"/> | FRAME COLOUR | <input type="text"/> | <input type="text"/> | <input type="text"/> | <input type="text"/> | OPEN IN/OUT | <input type="text"/> |
|-------------|----------------------|--------------|----------------------|----------------------|----------------------|----------------------|-------------|----------------------|

| | | | | | | | |
|------------|------------------------------|----------------|---|------------|------------------------------|---------------|--|
| SCHEME No | <input type="text"/> | THRESHOLD TYPE | <table border="1"> <tr> <td>30mm FLUSH</td> <td>NO WEATHER RATING !!!</td> <td>44mm STANDARD</td> </tr> </table> | 30mm FLUSH | NO WEATHER RATING !!! | 44mm STANDARD | |
| 30mm FLUSH | NO WEATHER RATING !!! | 44mm STANDARD | | | | | |

| | | | | | |
|------------------|----------------------|---------------------|----------------------|---------------|----------------------|
| CILL REQ' - SIZE | <input type="text"/> | EXTERNAL HANDLE Y/N | <input type="text"/> | HANDLE COLOUR | <input type="text"/> |
|------------------|----------------------|---------------------|----------------------|---------------|----------------------|

| | | | | | |
|-----------------|----------------------|-----------|----------------------|-------|----------------------|
| Trickle Vent No | <input type="text"/> | POSITIONS | <input type="text"/> | TRIMS | <input type="text"/> |
|-----------------|----------------------|-----------|----------------------|-------|----------------------|

| | |
|---------------|----------------------|
| SPECIAL NOTES | <input type="text"/> |
|---------------|----------------------|

WORK REQUIRED PRIOR TO INSTALLATION:-

| | | | | |
|-------------------|--------|----------------------|--------|----------------------|
| ACKNOWLEDGED BY:- | NAME:- | <input type="text"/> | SIGN:- | <input type="text"/> |
|-------------------|--------|----------------------|--------|----------------------|


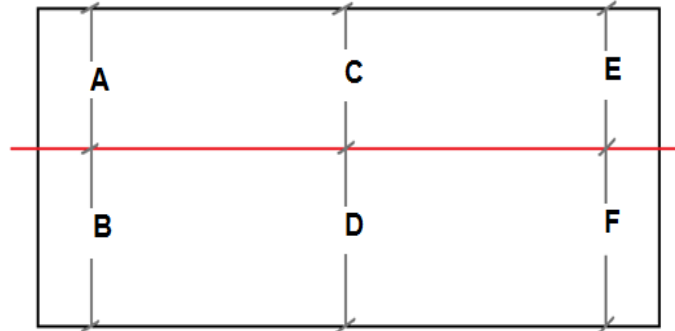
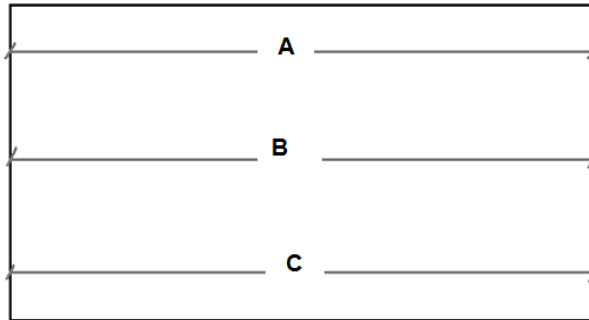
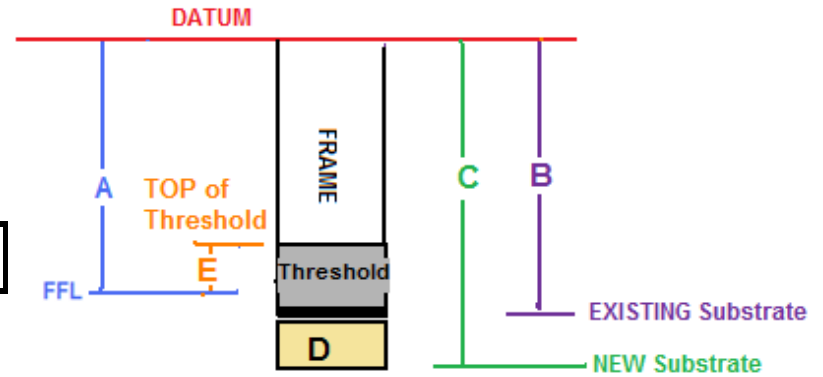
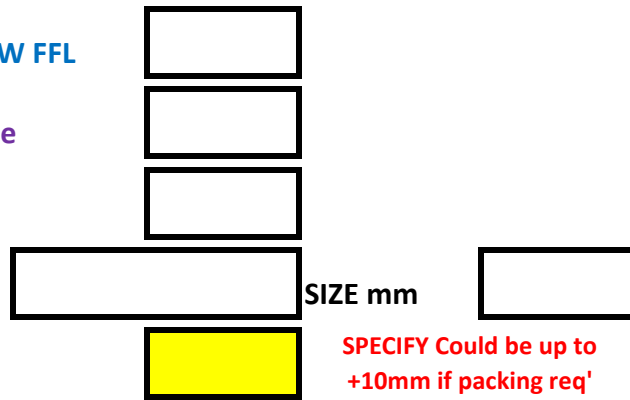
A - DATUM to Existing House FFL or NEW FFL

B - DATUM to Existing Bottom Substrate

C - DATUM to NEW Bottom Substrate

D - Agreed substrate material

E - FFL to Installed threshold step



WIDTH DIMENSIONS

HEIGHT DIMENSIONS

JAMB DIMENSIONS

| | |
|---|---|
| A | 0 |
| B | 0 |
| C | 0 |

| | |
|----------------------|----------|
| A | 0 |
| B | 0 |
| LEFT HEIGHT | 0 |
| C | 0 |
| D | 0 |
| MIDDLE HEIGHT | 0 |
| E | 0 |
| F | 0 |
| RIGHT HEIGHT | 0 |

| | |
|--------------------------|--|
| A | |
| B | |
| C | |
| Left Discrepancy | |
| D | |
| E | |
| F | |
| Right Discrepancy | |

| | | | |
|--------------------------|-------------------------|---------------------------|-------------------------|
| | SIZES OK | | SIZES OK |
| SUGGESTED SIZE | -20 | SUGGESTED SIZE | -15 |
| MANUFACTURE WIDTH | | MANUFACTURE HEIGHT | |
| | MANUFACTURE SIZE | | MANUFACTURE SIZE |

DOES NOT MATCH

DOES NOT MATCH